

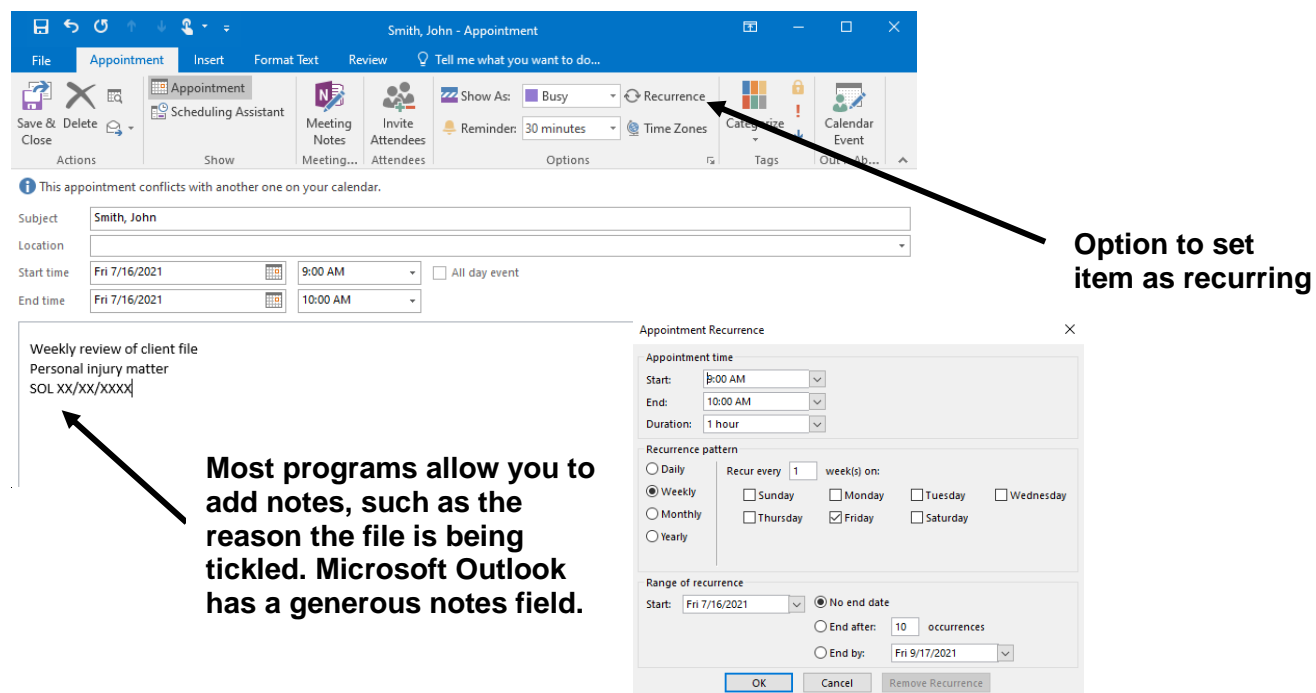
## REMINDER AND TICKLER SYSTEMS

No file should ever be set aside without a reminder date on it or be tickled for more than 60 days, unless it is a corporation and only annual meetings need to be noted. It is best to review all files at least once in any 30-day period, ideally during a weekly file review meeting. If the attorney working on the file does not indicate a reminder date, the assistant should check with the attorney to determine when the file should next be reviewed.

A simple system for a sole practitioner with a limited number of files is to keep a list of all open files. This list should be generated on the first day of each month. Keep it readily available on your desk or on your computer. As work is performed on a file or the file is reviewed during the month, that file is crossed off the list. On the last day of the month, a quick review of the list will indicate which files were not seen during the month. You can then pull these files for review.

You can set reminder or tickle dates for each of your files by using recurring appointments or tasks. In most cases, the screen to create a new appointment or task will have an option to set that item as recurring. If you are using recurring appointments or tasks to tickle files, choose a recurrence pattern that falls on a work day (i.e., the fourth Friday of the month) instead of a specific date, which may fall on a weekend or holiday in the future.

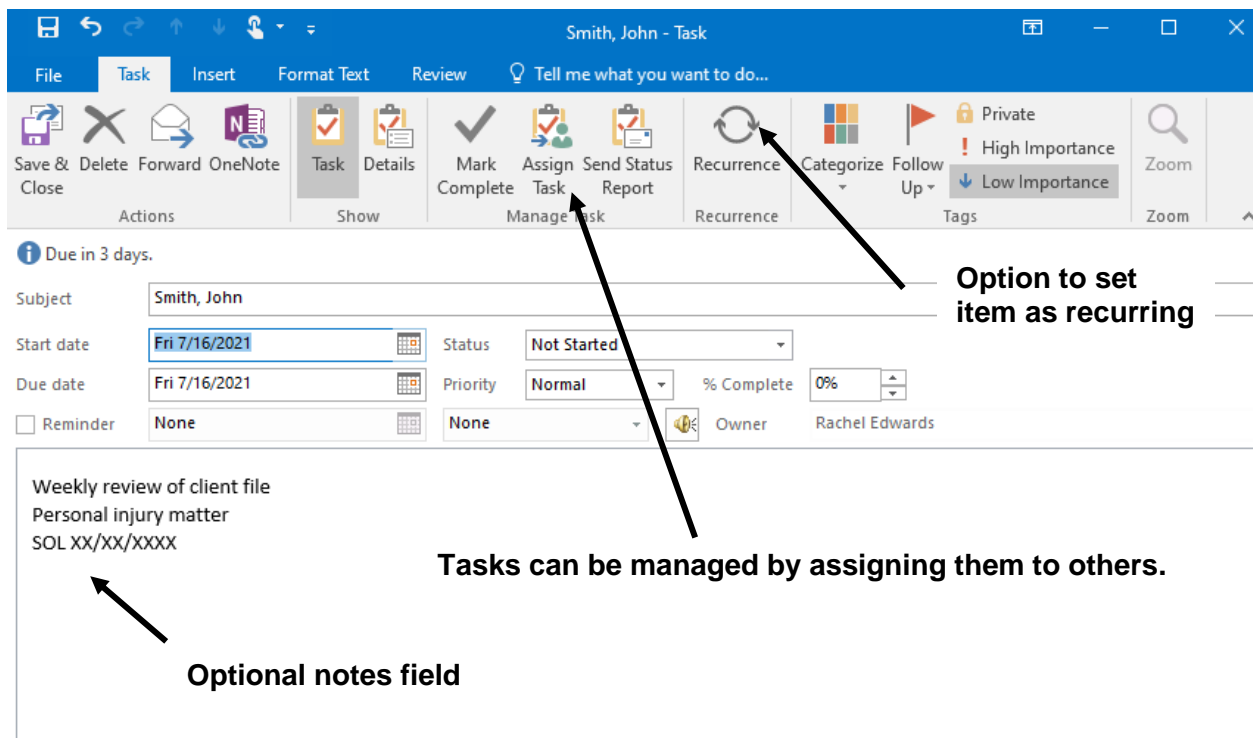
For example, if you are using Microsoft Outlook for your calendaring system, there are two ways to set up a file tickler: recurring appointments or recurring tasks. Here is an example of a recurring appointment set in Microsoft Outlook:



The screenshot displays the Microsoft Outlook interface for creating a new appointment. The ribbon includes 'Appointment', 'Insert', 'Format Text', and 'Review'. The 'Appointment' ribbon has a 'Recurrence' button highlighted with an arrow and the text 'Option to set item as recurring'. Below the ribbon, the appointment details are shown: Subject: 'Smith, John', Start time: 'Fri 7/16/2021 9:00 AM', and End time: 'Fri 7/16/2021 10:00 AM'. A note field contains the text: 'Weekly review of client file', 'Personal injury matter', and 'SOL xx/xx/xxxx'. An arrow points from the text 'Most programs allow you to add notes, such as the reason the file is being tickled. Microsoft Outlook has a generous notes field.' to this note field. An 'Appointment Recurrence' dialog box is open, showing a 'Weekly' recurrence pattern on 'Friday' with a duration of 1 hour. The dialog also includes options for 'Range of recurrence' with 'No end date' selected.

## REMINDER AND TICKLER SYSTEMS

Alternatively, you can set up a file tickler in Outlook using recurring tasks:



The screenshot shows the Outlook 'Task' ribbon with the 'Recurrence' button highlighted. The task details are as follows:

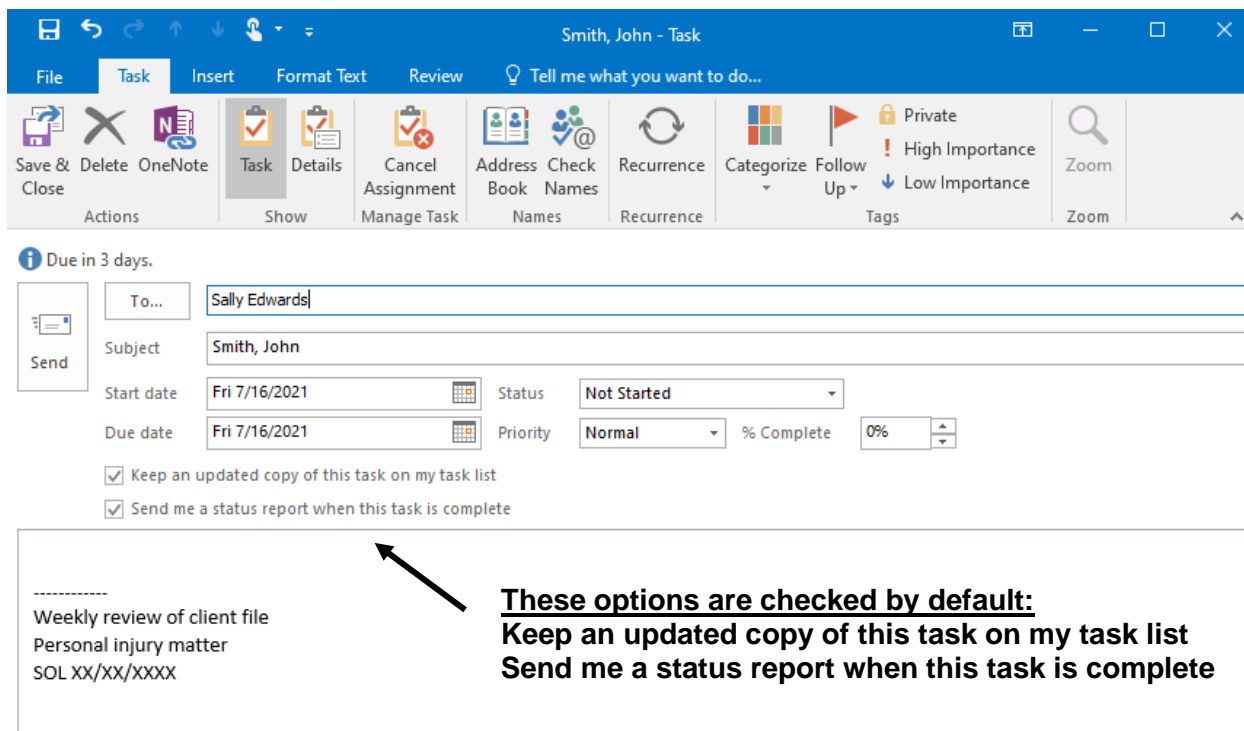
- Subject: Smith, John
- Start date: Fri 7/16/2021
- Due date: Fri 7/16/2021
- Status: Not Started
- Priority: Normal
- % Complete: 0%
- Reminder: None
- Owner: Rachel Edwards

The task description is: Weekly review of client file, Personal injury matter, SOL XX/XX/XXXX.

Annotations:

- An arrow points to the 'Recurrence' button with the text: **Option to set item as recurring**
- An arrow points to the 'Assign Task' button with the text: **Tasks can be managed by assigning them to others.**
- An arrow points to the task description with the text: **Optional notes field**

Here is an example of an assigned task in Microsoft Outlook (sent as an email):



The screenshot shows an email interface for a task. The 'To...' field is filled with 'Sally Edwards'. The task details are:

- Subject: Smith, John
- Start date: Fri 7/16/2021
- Due date: Fri 7/16/2021
- Status: Not Started
- Priority: Normal
- % Complete: 0%

Options checked by default:

- Keep an updated copy of this task on my task list
- Send me a status report when this task is complete

The task description is: Weekly review of client file, Personal injury matter, SOL XX/XX/XXXX.

Annotations:

- An arrow points to the checked options with the text: **These options are checked by default:  
Keep an updated copy of this task on my task list  
Send me a status report when this task is complete**

## **REMINDER AND TICKLER SYSTEMS**

When file reminders are set as recurring tasks, they are added to your “Tasks and To-Do” List in Microsoft Outlook. This keeps your calendar free for appointments, court dates, and other scheduled events.

Each morning you or your assistant should pull all files tickled for that day. If, after reviewing the file, you determine there is nothing to be done at that time, the file is re-tickled to another future date. **NO FILE SHOULD EVER BE SET ASIDE WITHOUT A FUTURE REMINDER DATE.** If the file is tickled for a specific task to be performed, it should be accomplished that day. If there is no immediate deadline and you are unable to perform the task that day, tickle the file one to three days later when you will have time to complete the task. Be realistic about what tasks you can complete, and use your reminder system to make sure items you cannot complete today will come across your desk in a day or two when they can be completed.

A good tickler system will alleviate the need to keep files stacked on your desk when they are not being worked on, or the need to set aside an entire day reviewing every open file. A reminder system also prevents files from falling through the cracks because nothing has happened to create any activity on the file.

## **IMPORTANT NOTICES**

This material is provided for informational purposes only and does not establish, report, or create the standard of care for attorneys in Oregon, nor does it represent a complete analysis of the topics presented. Readers should conduct their own appropriate legal research. The information presented does not represent legal advice. This information may not be republished, sold, or used in any other form without the written consent of the Oregon State Bar Professional Liability Fund, except that permission is granted for Oregon lawyers to use and modify these materials for use in their own practices. © 2023 OSB Professional Liability Fund